

DVV Clarifications

4.1.2 Provide the schedule of fixed assets in which relevant items regarding infrastructure augmentation highlighted duly certified by Finance Officer and CA for the year 2017-18 , 2018-19 and 2019-20, 2020-21, 2021-22.



विवेकानन्द कॉलेज
VIVEKANANDA COLLEGE
(दिल्ली विश्वविद्यालय)
(UNIVERSITY OF DELHI)
विवेक विहार, दिल्ली-110095
VIVEK VIHAR, DELHI-110095
GRADE 'A' ACCREDITED By NAAC

VIVEKANANDA COLLEGE

UNIVERSITY OF DELHI

AUDIT REPORTS

SUPPORTING DOCUMENTS FOR 4.1.2

Year	Page no.	Link
2017-2018	1-2	View
2018-2019	3-4	View
2019-2020	5 - 6	View
2020 -2021	7 - 8	View
2021- 2022	9 - 10	View

Balance sheet 2017-2018 (1)


2017-2018(1)

VIVEKANANDA COLLEGE : VIVEK VIHAR : DELHI-110095
Schedule - A Statement Showing Particulars of Balance Sheet as at 31st March, 2018

Page-6

Tangible Assets	NAME OF ASSETS	RATE OF DEPRECIATION	CROSS CHECK		DEPRECIATION						NET VALUE			
			AS ON 1/4/2017	ADDITION IN 2017-18	DELIN IN 2017-18	AS ON 31/3/2018	AS ON 1/4/2017	FOR THE YEAR 2017-18	DELIN IN 2017-18	AS ON 31/3/2018		AS ON 31/3/2018	W.D.V. OF ASSETS AS ON 31.03.2018	AS ON 31/3/2017
LAND			128,442.75			128,442.75							128,442.75	
BUILDING		5.00	14,487,451.39	31,572.00		14,529,023.39	11,202,723.23	161,315.01	11,468,408.34	3,064,985.15	1,284,728.16	1,211,037.66	1,211,037.66	
LEFT OUD from S.F. And		5.00	2,112,998.00			2,112,998.00	301,298.34	60,281.58	291,847.82	1,721,020.08			1,721,020.08	
BUILDING NEW BLOCK		5.00	51,413,667.00			51,413,667.00	9,536,919.46	2,093,038.88	11,500,758.32	39,782,208.67	41,076,777.24	41,076,777.24	41,076,777.24	
FURNITURES & SCIENTIFIC EQUIPMENTS		40.00	128,328.25			128,328.25	118,033.68	4,177.53	122,151.51	885,852.89			10,294.57	
COMPUTER		40.00	1,289,944.50	457,203.00		1,747,147.50	1,029,968.81	153,763.48	1,193,779.28	200,675.22	399,887.80	399,887.80	399,887.80	
LIBRARY BOOKS		50.00	9,511,285.19	457,203.00		9,968,488.19	8,209,528.09	525,571.23	9,435,099.83	529,571.55	399,887.15	399,887.15	399,887.15	
PLANT & MACHINERY		20.00	829,611.55	27,200.00		856,811.55	459,624.70	79,487.43	559,122.13	317,988.72	1,051.33	1,051.33	1,051.33	
MUSICAL INSTRUMENTS		50.00	32,899.80			32,899.80	31,848.47	525.67	32,374.13	528.67			25,024.69	
SPORTS EQUIPMENTS		50.00	255,256.00			255,256.00	240,231.38	12,512.32	202,743.68	12,512.32			25,024.69	
CONSUMABLE		100.00	356,469.47			356,469.47	356,469.47		356,469.47					
Car, Scooter, Tyres etc		25.00	29,000.00			29,000.00	12,687.50	4,078.13	16,765.83	12,234.28			16,512.50	
TOTAL			88,398,283.46	555,996.00		88,954,279.46	37,102,871.59	3,269,432.80	40,481,304.29	48,480,833.07			48,230,411.87	

OFFG. SR. ASSTT. OFFG. S.O.(A/c) OFFG. A.O.(A/c) BURSAR OFFG. PRINCIPAL HON'Y. TREASURER



Balance sheet 2017-2018 (2)

2017-18 (2)

(PAGE 28)
SCHEDULE 4

VIVEKANANDA COLLEGE, VYERVAAR, DEHRADUN-248003

FIXED ASSETS & DEPRECIATION STATEMENT - STUDENT FUND A/c - AS ON 31st MARCH 2018

NAME OF ASSETS	RATE OF DEPRECIATION	GROSS BLOCK			DEPRECIATION			NET BLOCK			
		AS ON 1/4/2017	ADDITION IN 2017-18	(DELETION) / ADJUSTMENT	AS ON 31/3/2018	AS ON 1/4/2017	FOR THE YEAR	(DELETION) / ADJUSTMENT	AS ON 31/3/2018	AS ON 31/3/2018	AS ON 31/3/2017
LAND											
BUILDING	5.00										
FURNITURES & FIXTURES (181744+14700)	25.00	2,724,288.00	198,444.00		2,920,732.00	1,151,027.11	442,421.22	1,593,448.33	1,327,263.67	1,573,240.89	
SCIENTIFIC EQUIPMENTS	40.00	760,804.00			760,804.00	566,983.63	77,528.15	644,511.78	116,292.22	193,820.37	
COMPUTER	40.00	4,721,999.50	311,797.00		5,033,796.50	3,057,513.75	780,513.10	3,946,028.85	1,195,769.65	1,604,485.75	
LIBRARY BOOKS	50.00	15,479.00	4,330.00		19,809.00	11,609.25	4,099.88	15,709.13	4,099.88	3,869.75	
BUSSESALES ETC	30.00										
CAR, SCOOTERS ETC	25.00										
PLANT & MACHINERY (87323+1659)	20.00	1,132,759.00	368,582.00		1,501,741.00	480,545.67	208,239.07	669,794.74	832,956.26	672,213.33	
MUSICAL INSTRUMENTS	50.00	86,156.00	24,000.00		110,156.00	48,867.00	30,644.50	79,511.50	30,644.50	37,289.00	
SPORTS EQUIPMENTS	50.00	173,250.00			173,250.00	162,421.88	5,414.06	167,835.94	5,414.06	10,828.12	
CONSUMABLE	100.00	144,033.00	7,550.00		151,583.00	144,033.00	7,550.00	151,583.00			
TOTAL		9,758,748.50	913,103.00		10,671,851.50	5,603,001.29	1,566,409.97	7,169,411.25	2,582,440.24	4,155,747.21	

Handwritten calculations on the left side of the table:

114 - 555956.00
 Total - 1469059.00

OFFG. SR. ASSTT. [Signature]
 OFFG. S.O. (A/Cs) [Signature]
 OFFG. A.O. (A/Cs) [Signature]
 BURSAR [Signature]
 OFFG. PRINCIPAL [Signature]
 HON'Y. TREASURER [Signature]

Balance sheet 2018-2019 (1)

2018-2019 (1)

2018

2019

VIVEKANANDA COLLEGE : VIVEK VIHAR : DELHI-1100 5
Schedule - 4 Schedules forming part of Balance Sheet as at 31st March 2019

NAME OF ASSETS	RATE OF DEPRECIATION	AS ON 1/4/2018	ADDITION IN 2018-19	DELETION IN 2018-19	AS ON 31/3/2019	AS ON 1/4/2018	DEPRECIATION		AS ON 31/3/2019	AS ON 31/3/2019	AS ON 31/3/2019	NET BLOCK	W.O.V OF AUCTIONED ITEMS AS ON 31.03.2017	AS ON 31/3/2018
							FOR THE YEAR 2018-19	DELETION IN 2018-19						
LAND		126,442.75			126,442.75									126,442.75
BUILDING	5.00	14,529,023.39			14,529,023.39	11,464,038.24	153,249.26		11,617,287.50	2,911,735.89				3,064,985.15
LIFT (Tid from S.F. A/c)	5.00	2,112,998.00			2,112,998.00	381,947.92	86,052.50		478,000.43	1,634,997.57				1,721,050.08
BUILDING NEW BLOCK	5.00	51,413,697.00			51,413,697.00	11,630,759.33	1,989,146.93		13,019,905.27	37,793,791.73				38,782,938.67
FURNITURES & SCIENTIFIC EQUIPMENTS	25.00	5,717,896.29	22,200.00		5,740,096.29	5,032,063.43	177,008.21		5,209,071.65	531,024.64				665,832.89
COMPUTER	40.00	1,414,445.50			1,414,445.50	1,183,770.28	92,270.09		1,246,222.21	3,706.04				6,178.74
LIBRARY BOOKS	50.00	9,968,671.16	395,404.00		10,364,075.16	9,439,099.63	462,487.77		9,901,587.39	462,487.77				529,571.59
PLANT & MACHINERY	20.00	857,111.85	114,154.00		971,265.85	539,122.13	86,428.74		625,550.87	345,714.56				317,889.72
MUSICAL INSTRUMENTS	50.00	32,899.80			32,899.80	32,374.13	262.63		32,636.97	282.83				525.67
SPORTS EQUIPMENTS	50.00	265,256.00			265,256.00	252,743.68	6,266.16		258,999.84	6,256.16				12,512.32
CONSUMABLE	100.00	356,489.47	44,800.00		401,289.47	356,469.47	44,800.00		401,269.47					12,234.38
Car, Scooter, Trelia etc	25.00	29,000.00			29,000.00	16,765.63	3,058.59		19,824.22	9,175.78				
TOTAL		86,952,239.46	576,556.00		87,528,797.46	40,461,304.39	3,103,491.79		43,564,796.18	43,564,001.28				46,490,935.07

OFFG. SR. ASSTT OFFTG. S.O (A/c) OFFTG. A.O (A/c) BURSAR OFFTG. PRINCIPAL HONY. TREASURER



 HONY. TREASURER



 VIVEKANANDA COLLEGE

Balance sheet 2018-2019 (2)

2018-2019 (2)

VIVEKANANDA COLLEGE, VIVEK VIHAR, DELHI-110095
DEPT. ASSETS & DEPRECIATION STATEMENT STUDENT FUND AC. AS ON 31/03/2019

NAME OF ASSETS	RATE OF DEPRECIATION	GROSS BLOCK		DEPRECIATION		NET BLOCK					
		AS ON 1/4/2018	ADDITION IN 2018-19	DELETION / ADJUSTMENT	AS ON 31/03/2019	AS ON 1/4/2018	FOR THE YEAR	DELETION / ADJUSTMENT	AS ON 31/03/2019	AS ON 1/4/2018	AS ON 31/03/2019
LAND											
BUILDING	5.00										
FURNITURES & FIXTURES	25.00	2,970,712.00	24,398.00	2,945,170.00	1,593,448.33	337,915.42	1,931,363.75	1,013,246.25	1,327,263.67		
SCIENTIFIC EQUIPMENTS	40.00	760,804.00	188,092.00	948,896.00	644,511.78	121,253.89	766,265.47	182,600.53	116,292.22		
COMPUTER	40.00	5,033,796.50	19,559.00	5,053,355.50	3,848,026.85	482,131.46	4,330,158.31	723,197.19	1,185,769.65		
LIBRARY BOOKS	50.00	19,809.00		19,809.00	15,709.13	2,049.94	17,759.08	2,049.94	4,099.88		
BUSES, VANS ETC. CAR, SCOOTERS ETC.	30.00 25.00										
PLANT & MACHINERY	20.00	1,541,741.00	287,515.00	1,789,256.00	658,784.74	224,094.25	892,878.99	896,377.01	832,956.26		
MUSICAL INSTRUMENTS	50.00	110,156.00		110,156.00	79,511.50	15,322.25	94,833.75	15,322.25	30,644.50		
SPORTS EQUIPMENTS	50.00	173,250.00		173,250.00	167,835.94	2,707.03	170,542.97	2,707.03	5,414.08		
CONSUMABLE	100.00	151,583.00	13,216.00	164,799.00	151,583.00	13,216.00	164,799.00				
TOTAL		10,571,851.50	532,780.00	11,204,631.50	7,169,411.26	1,199,190.04	8,368,801.20	2,836,030.20	3,502,440.24		

OFFG. SR. ASSTT.

OFFG. S.O (AC/S)



OFFG. S.O (AC/S)

BUDGAR

OFFG. PRINCIPAL

HONY. TREASURER

Balance sheet 2019-2020 (1)

2019-2020 (1)

Page-6

VIVEKANANDA COLLEGE : VIVEK VIHAR : DELHI-110095
Schedule - 4 Schedule Form part of Balance Sheet as at 31st March, 2020

which to the best of our

NAME OF ASSETS	DATE OF DEPRECIATION	GROSS BLOCK			DEPRECIATION			NET BLOCK	
		AS ON 31/3/2019	ADDITION IN 2019-20	DELETION IN 2019-20	AS ON 31/3/2020	AS ON 31/3/2019	AS ON 31/3/2020	AS ON 31/3/2020	AS ON 31/3/2019
LAND		126,442.75	-	-	126,442.75	-	-	126,442.75	126,442.75
BUILDING		14,529,023.39	-	-	14,529,023.39	-	-	14,529,023.39	14,529,023.39
LFT (TR from S. F. Act)		2,112,998.00	-	-	2,112,998.00	-	-	2,112,998.00	2,112,998.00
BUILDING NEW BLOCK		51,413,697.00	-	-	51,413,697.00	-	-	51,413,697.00	51,413,697.00
FURNITURES & FIXTURES		5,740,098.29	22,200.00	-	5,762,298.29	1,899,689.59	-	3,862,608.70	1,862,608.70
SCIENTIFIC EQUIPMENTS		128,228.25	-	-	128,228.25	138,506.16	-	-9,277.91	138,506.16
COMPUTER		1,414,445.50	-	-	1,414,445.50	1,482.42	-	1,413,963.08	1,413,963.08
LIBRARY BOOKS		59.00	10,364,075.18	-	10,823,172.16	9,001,587.39	-	1,821,584.77	1,821,584.77
PLANT & MACHINERY		20.00	971,295.65	-	971,295.65	70,019.40	-	901,276.25	901,276.25
MUSICAL INSTRUMENTS		50.00	32,899.80	-	32,899.80	131.42	-	32,768.38	32,768.38
SPORTS EQUIPMENTS		50.00	285,256.00	-	285,256.00	3,128.08	-	282,127.92	282,127.92
CONSUMABLE		100.00	401,289.47	-	401,289.47	-	-	401,289.47	401,289.47
Car, Scooter, Trolley etc		25.00	29,000.00	-	29,000.00	19,824.22	-	9,175.78	9,175.78
TOTAL		87,528,797.46	487,679.00	-	88,016,476.46	2,893,95	2,893,95	85,122,522.51	85,122,522.51

OFFG. SR. ASSTT. OFFTG. S.O.(A/c) OFFTG. A.O.(A/c) BURSAR OFFTG. PRINCIPAL HON'Y TREASURER

2

Balance sheet 2019-2020 (2)

2019-2020 (2)

VIVEKANANDA COLLEGE, VIVEKANANDA, DELHI-110025

FIXED ASSETS & DEPRECIATION STATEMENT - STUDENT FUND AC - AS ON 31st MARCH 2020

NAME OF ASSETS	RATE OF DEPRECIATION	AS ON 14/2/2019	ADDITION IN 2019-20	(DELETION) / ADJUSTMENT	AS ON 31/3/2020	AS ON 14/2/2019	DEPRECIATION		NET BLOCK			
							FOR THE YEAR	(DELETION) / ADJUSTMENT	AS ON 31/3/2020	AS ON 31/3/2020	AS ON 31/3/2019	
LAND	5.00											
BUILDING												
FURNITURES & FIXTURES	25.00	2,945,110.00	195,306.00		3,100,416.00	1,921,265.75	292,263.06		2,223,626.81	676,749.19	1,013,746.26	162,630.83
SCIENTIFIC EQUIPMENTS	40.00	948,896.00			948,896.00	766,285.47	73,052.21		4,988,459.98	937,666.51	723,197.19	2,049.84
COMPUTER	40.00	5,053,355.50	672,747.00		5,926,102.50	4,320,158.31	636,377.66		16,904.03	1,294.87		
LIBRARY BOOKS	50.00	19,808.00	360.00		20,168.00	17,759.06	1,204.97					
BUSES, VANS ETC	30.00											
CAR, SCOOTERS ETC	25.00											
PLANT & MACHINERY	20.00	1,789,256.00	141,930.00		1,931,186.00	692,678.89	207,661.40		1,100,540.39	830,645.67	686,377.01	686,377.01
MUSICAL INSTRUMENTS	50.00	110,158.00			110,158.00	94,633.75	7,661.13		102,484.88	7,661.13	15,322.25	
SPORTS EQUIPMENTS	50.00	173,250.00			173,250.00	170,542.97	1,353.52		171,806.49	1,353.52	2,707.03	
CONSUMABLE	100.00	154,799.00			154,799.00	154,799.00			154,799.00			
TOTAL		11,204,631.60	1,170,343.00		12,374,974.60	8,368,601.30	1,221,673.56		9,529,175.26	2,184,789.34	2,038,000.20	

OFFG. SR. ASSTT. *M*

OFFTG. S.O. (Ac) *Dr*

OFFTG. A.O. (Ac) *Dr*

BURSAR *Ravindra V*

OFFTG. PRINCIPAL *K. Srinivas*

HONY TREASURER *Dr*

Balance sheet 2020-2021(1)

2020-2021(1)

Page-8

VIVEKANANDA COLLEGE : VIVEK VIHAR : DELHI-110095
Schedule - 4 Schedule Form part of Balance Sheet as at 31st March, 2021

Tangible Assets	NAME OF ASSETS	RATE OF DEPRECIATION	GROSS BLOCK		DEPRECIATION		NET BLOCK			
			AS ON 31/3/2020	ADDITION IN 2020-21	DELETION IN 2020-21	AS ON 31/3/2021	FOR THE YEAR 2020-21	DELETION IN 2020-21	AS ON 31/3/2021	AS ON 31/3/2020
LAND			128,442.75	-	-	-	-	128,442.75	128,442.75	
BUILDING		10.00	14,529,023.39	-	-	11,762,874.29	276,614.91	2,489,534.19	2,766,149.10	
LEFT (T/B from S.F. A/c)		15.00	2,112,998.00	-	-	559,750.31	232,987.15	1,320,260.54	1,553,247.69	
BUILDING NEW BLOCK		10.00	51,413,697.00	-	-	15,509,594.85	3,590,410.22	32,313,691.94	35,904,102.15	
FURNITURES & FITTURES		10.00	5,762,298.29	-	-	5,762,298.29	889.45	373,402.63	414,918.48	
SCIENTIFIC EQUIPMENTS		40.00	128,928.25	-	-	128,378.25	889.45	1,334.18	2,223.93	
COMPUTER		40.00	1,414,445.50	5,700.00	-	1,420,145.50	1,331,402.42	35,487.23	83,043.08	
LIBRARY BOOKS		40.00	10,825,172.16	347,148.00	-	11,172,320.16	19,383,379.78	323,576.15	481,792.26	
PLANT & MACHINERY		15.00	975,647.85	42,920.00	-	1,018,567.85	695,570.27	744,019.91	290,077.58	
MUSICAL INSTRUMENTS		15.00	32,899.89	-	-	32,899.89	19.71	32,798.09	131.42	
SPORTS EQUIPMENTS		15.00	265,256.00	-	-	265,256.00	469.21	262,597.13	3,128.08	
CONSUMABLE		100.00	401,269.47	21,523.00	-	422,792.47	401,269.47	422,792.47	2,658.67	
Car, Scooter, Taxis etc.		15.00	29,000.00	-	-	29,000.00	22,118.16	23,150.44	5,849.56	
TOTAL			88,016,476.48	417,291.00	-	88,433,767.48	46,414,338.29	4,572,960.90	50,987,259.09	37,440,468.37

OFFG. SR. ASSTT. *[Signature]* OFFTG. S.O. (Ac/s) *[Signature]* OFFTG. AC/S (Ac/s) *[Signature]* BURSAR *[Signature]* OFFTG. PRINCIPAL *[Signature]* HON'Y. TREASURER *[Signature]*

BADRI & CO.
Chartered Accountants
NEW DELHI

Balance sheet 2018-2019 (2)

2020-2021 (2)

VIVEKANANDA COLLEGE, X VIVEKANANDA ROAD, CHENNAI - 600 093

FIXED ASSETS & DEPRECIATION STATEMENT - STUDENT / BURSAR - AS ON 31 MARCH 2021

RECORDED

NAME OF ASSETS	RATE OF DEPRECIATION	AS ON 1/4/2018	GROSS BLOCK		DEPRECIATION		NET BLOCK			
			ADDITION DURING THE YEAR	(DELETION / AS ON 31/3/2021)	AS ON 1/4/2020	FOR THE YEAR	(DELETION / AS ON 31/3/2021)	AS ON 31/3/2021	AS ON 31/3/2020	
LAND	-	-	-	-	-	-	-	-	-	
BUILDING	5.00	-	-	-	-	-	-	-	-	
FURNITURES & FURNITURE	25.00	3,100,418.00	127,078.00	3,228,091.00	2,323,029.81	291,116.05	2,474,722.86	733,248.14	876,760.19	
SCIENTIFIC EQUIPMENTS	40.00	940,000.00	-	940,000.00	839,317.66	43,032.33	483,148.01	65,746.92	109,872.22	
COMPUTERS	40.00	4,800,000.00	2,271,005.00	8,197,103.50	4,800,556.00	1,888,450.01	6,350,904.99	1,037,188.51	699,646.51	
LIBRARY BOOKS	50.00	20,100.00	-	20,100.00	18,994.03	602.48	18,566.92	602.48	1,204.82	
BUSSES, VANS, ETC	30.00	-	-	-	-	-	-	-	-	
CAR SCOOTERS ETC	25.00	-	-	-	-	-	-	-	-	
PLANT & MACHINERY	20.00	1,839,100.00	1,547,300.00	3,878,656.00	1,700,540.38	555,605.12	1,856,145.51	2,222,420.46	830,645.61	
MEDICAL INSTRUMENTS	50.00	110,150.00	-	110,150.00	102,484.88	3,620.56	106,325.44	3,830.56	7,681.13	
SPORTS EQUIPMENTS	50.00	123,250.00	-	123,250.00	171,896.48	678.76	172,673.24	678.76	1,242.52	
CONSUMABLE	100.00	164,700.00	23,381.00	188,180.00	164,700.00	23,381.00	188,180.00	-	-	
TOTAL		42,374,974.00	43,69,513	46,804,447.00	18,744,011.10	3,506,172.85	2,110,902.31	11,750,677.57	4,983,813.83	2,784,793.24

OFFG. SR. ASSTT. *S.*



OFFG. S.O.(A/C) *M.*

OFFG. VAO (A/C) *K.*

BURSAR *Hemant*

OFFG. PRINCIPAL *X*

HONY. TREASURER *Harish*

RECORDED

Balance sheet 2021-2022(1)

2021-2022 (1)

VIVEKANANDA COLLEGE : VIVEK VILAS : DELHI-110075
Schedule - 4 Schedule forming part of Balance Sheet as at 31st March, 2022

NAME OF ASSETS	RATE OF DEPRECIATION	GROSS BLOCK				DEPRECIATION				NET BLOCK	
		AS ON 1/4/2021	ADDITION IN 2021-22	REDUCTION IN 2021-22	AS ON 31/3/2022	FOR THE YEAR 2021-22	DEDUCTION IN 2021-22	AS ON 31/3/2022	AS ON 31/3/2021	AS ON 31/3/2022	
LAND	-	1,26,442.75	-	-	1,26,442.75	-	-	1,26,442.75	1,26,442.75	1,26,442.75	
BUILDING	10.00	1,45,29,023.39	-	-	1,45,29,023.39	1,45,29,023.39	-	1,22,88,442.62	22,40,580.77	24,89,534.19	
LEFT OVER FROM S.F. BLDG.	15.00	21,12,998.00	-	-	21,12,998.00	7,92,737.46	-	9,90,776.54	11,22,221.46	13,20,260.54	
FURNITURES & FIXTURES	10.00	57,62,296.29	-	-	57,62,296.29	53,86,869.66	-	54,26,212.32	2,90,82,332.74	3,23,13,691.94	
SCIENTIFIC EQUIPMENTS	40.00	1,28,328.25	-	-	1,28,328.25	1,28,994.07	-	1,27,527.74	800.51	1,304.18	
COMPUTER	40.00	14,20,145.50	-	-	14,20,145.50	13,86,197.89	-	13,86,197.89	31,947.51	53,245.89	
LIBRARY BOOKS	40.00	1,11,72,320.16	3,98,675.00	-	1,15,70,995.16	1,06,96,965.83	-	1,10,40,571.82	5,30,423.54	4,88,364.23	
PLANT & MACHINERY	15.00	10,18,967.85	2,300.00	-	10,20,867.85	7,44,019.91	-	7,83,542.10	2,35,320.75	2,74,547.94	
MUSICAL INSTRUMENTS	35.00	32,899.80	-	-	32,899.80	32,798.09	16.76	32,804.85	94.95	111.71	
SPORTS EQUIPMENTS	15.00	2,65,256.00	-	-	2,65,256.00	2,62,597.13	308.83	2,62,906.95	2,260.04	2,658.87	
CONSUMABLE	100.00	4,22,792.47	-	-	4,22,792.47	4,22,792.47	-	4,22,792.47	24,027.87	4,972.13	
Car, Scooter, Trolly etc.	15.00	29,000.00	-	-	29,000.00	23,150.44	677.43	24,027.87	-	5,048.56	
TOTAL		8,94,33,767.46	4,00,975.00	-	8,98,34,742.46	5,09,87,299.08	41,35,872.26	5,51,21,271.34	3,37,13,471.11	3,74,46,468.37	

OFFG. SR. ASSTT. *[Signature]*

OFFG. S.O.(Ac) *[Signature]*

OFFG. A.O.(Ac) *[Signature]*

BURSAR *[Signature]*

OFFG. PRINCIPAL *[Signature]*

HONY. TREASURER *[Signature]*

Balance sheet 2021-2022 (2)

2021-2022 (2)

VIVEKANANDA COLLEGE, VIVEK VIHAR, DELHI -110095

FIXED ASSETS & DEPRECIATION STATEMENT - STUDENT FUND A/c - AS ON 31ST MARCH 2022

NAME OF ASSETS	RATE OF DEPRECIATION	GROSS BLOCK			DEPRECIATION		NET BLOCK		
		AS ON 14/03/21	ADDITION DURING THE YEAR	AS ON 31/03/22	AS ON 14/03/21	FOR THE YEAR	AS ON 31/03/22	AS ON 31/03/21	
LAND									
BUILDING	5.00								
FURNITURES & FIXTURES	25.00	32,28,001.00		32,28,001.00	24,74,742.86	1,86,337.04	26,63,079.90	5,65,011.10	
SCIENTIFIC EQUIPMENTS	40.00	9,45,696.00		9,45,696.00	8,63,140.01	26,298.80	9,09,447.80	39,448.20	
COMPUTER	40.00	31,87,183.50	13,270.00	62,10,453.50	62,59,004.89	7,000,63.40	70,40,178.39	14,70,275.11	
LIBRARY BOOKS	50.00	20,169.00		20,169.00	19,696.52	301.24	19,867.76	301.24	
BUSES, VANS ETC CAR, SCOOTERS ETC	30.00								
PLANT & MACHINERY	20.00	36,78,595.00	6,400.00	36,84,995.00	16,50,145.51	4,45,764.10	21,01,909.61	17,83,056.39	
MUSICAL INSTRUMENTS	50.00	1,10,156.00		1,10,156.00	1,06,325.44	1,915.28	1,08,240.72	1,915.28	
SPORTS EQUIPMENTS	50.00	1,73,250.00		1,73,250.00	1,72,673.24	336.36	1,72,911.62	336.36	
CONSUMABLE	100.00	1,86,180.00		1,86,180.00	1,86,180.00		1,86,180.00		
TOTAL		1,67,44,491.50	15,670.00	1,87,64,161.50	1,17,60,677.57	14,43,138.24	1,32,03,815.81	35,60,345.68	49,83,813.93

OFFG. SR. ASSTT. *M*

OFFTG. S.O. (MCS) *Dr*


OFFTG. A.O. (MCS) *V*

BURSAR *Dr*

OFFTG. PRINCIPAL *Dr*

HONY. TREASURER *Dr*

Harish Sachdeva





2020-2021 (1)

Page-6

VIVEKANANDA COLLEGE : VIVEK VIHAR : DELHI-110095
 Schedule - 4 Schedule Forming Part of Balance Sheet as at 31st March, 2021

Tangible Assets	NAME OF ASSETS	RATE OF DEPRECIATION	GROSS BLOCK		DEPRECIATION		NET BLOCK			
			AS ON 31/3/2020	ADDITION IN 2020-21	DELETION IN 2020-21	AS ON 31/3/2021	AS ON 31/3/2020	AS ON 31/3/2021	AS ON 31/3/2020	AS ON 31/3/2021
	LAND	-	128,442.75	-	-	-	128,442.75	128,442.75	128,442.75	
	BUILDING	10.00	14,529,023.38	-	-	11,792,874.29	276,614.91	12,038,489.20	2,480,534.19	
	LIFT (Tls from S.F. A/c)	15.00	2,112,998.00	-	-	559,750.31	232,987.15	792,737.46	1,380,260.54	
	BUILDING NEW BLOCK	10.00	51,413,897.00	-	-	15,506,594.85	3,890,410.22	18,100,005.07	32,313,891.94	
	FURNITURES & FITTINGS	10.00	5,762,296.29	-	-	3,762,296.29	5,347,277.81	5,308,909.56	373,428.63	
	SCIENTIFIC EQUIPMENTS	40.00	128,328.25	-	-	128,328.25	128,104.82	126,994.07	1,334.18	
	COMPUTER	40.00	1,414,445.50	5,700.00	-	1,331,402.42	35,487.23	1,366,898.65	53,248.85	
	LIBRARY BOOKS	40.00	10,825,172.18	347,148.00	-	11,172,320.18	10,363,379.78	10,696,955.93	485,364.23	
	PLANT & MACHINERY	15.00	976,647.85	42,520.00	-	1,018,567.85	695,570.27	744,019.91	274,547.94	
	MUSICAL INSTRUMENTS	15.00	32,899.80	-	-	32,899.80	32,768.08	32,768.08	111.71	
	SPORTS EQUIPMENTS	15.00	285,288.00	-	-	285,288.00	262,127.92	262,597.13	2,658.87	
	CONSUMABLE	100.00	401,269.47	21,523.00	-	422,792.47	401,269.47	422,792.47	-	
	Car, Scooter, Trains etc	15.00	29,000.00	-	-	29,000.00	22,118.16	23,150.44	5,849.56	
	TOTAL		88,019,476.48	417,291.00	-	88,433,767.48	46,414,338.29	4,572,960.90	50,887,259.09	37,440,488.37

OFFG. SR. ASSTT.

OFFTG. S.O.(Acas)

OFFTG. S.O.(Acas)

BURSAR OFFTG. PRINCIPAL

HONY. TREASURER



Navin K...

Navish Sachdeva

